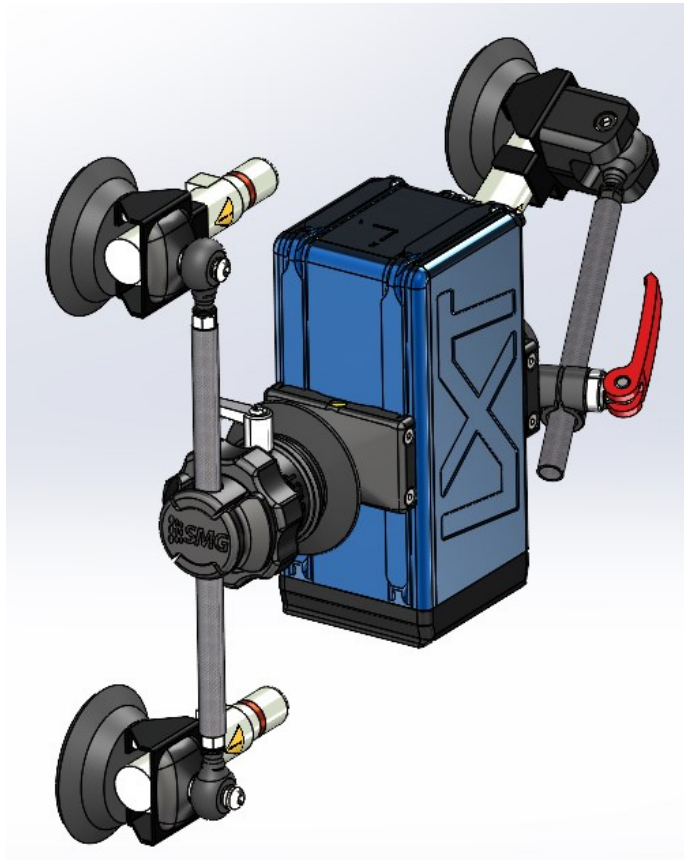


## Introducing the SFX3C and MFX3C: The Next Generation of LUXACT Express Mounting Units

Effortless installation for any vehicle and task is now within your reach with the all-new SFX3C and MFX3C models.

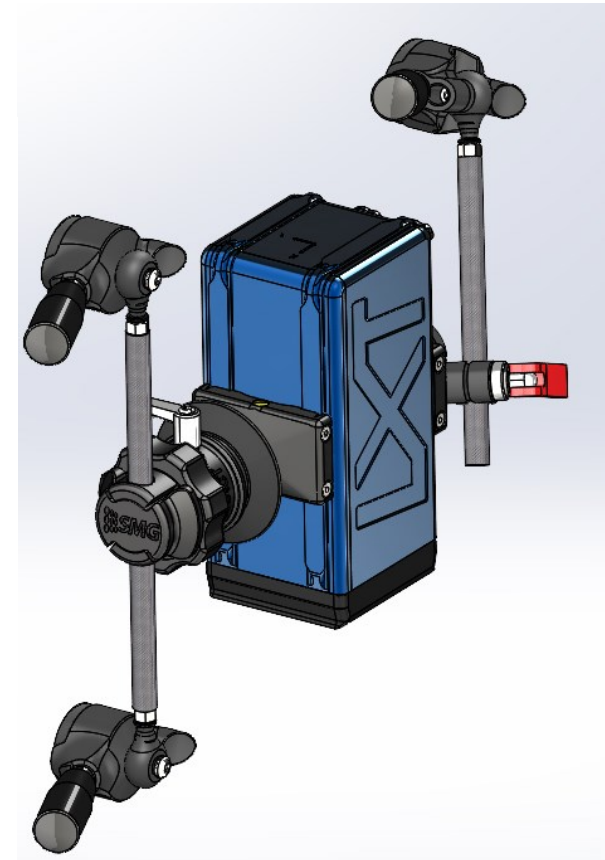
Engineered for precision, these versatile units combine height adjustment, sensor orientation, and weatherproof durability to give you unparalleled control and reliability, short installation time and flexibility, regardless of conditions.



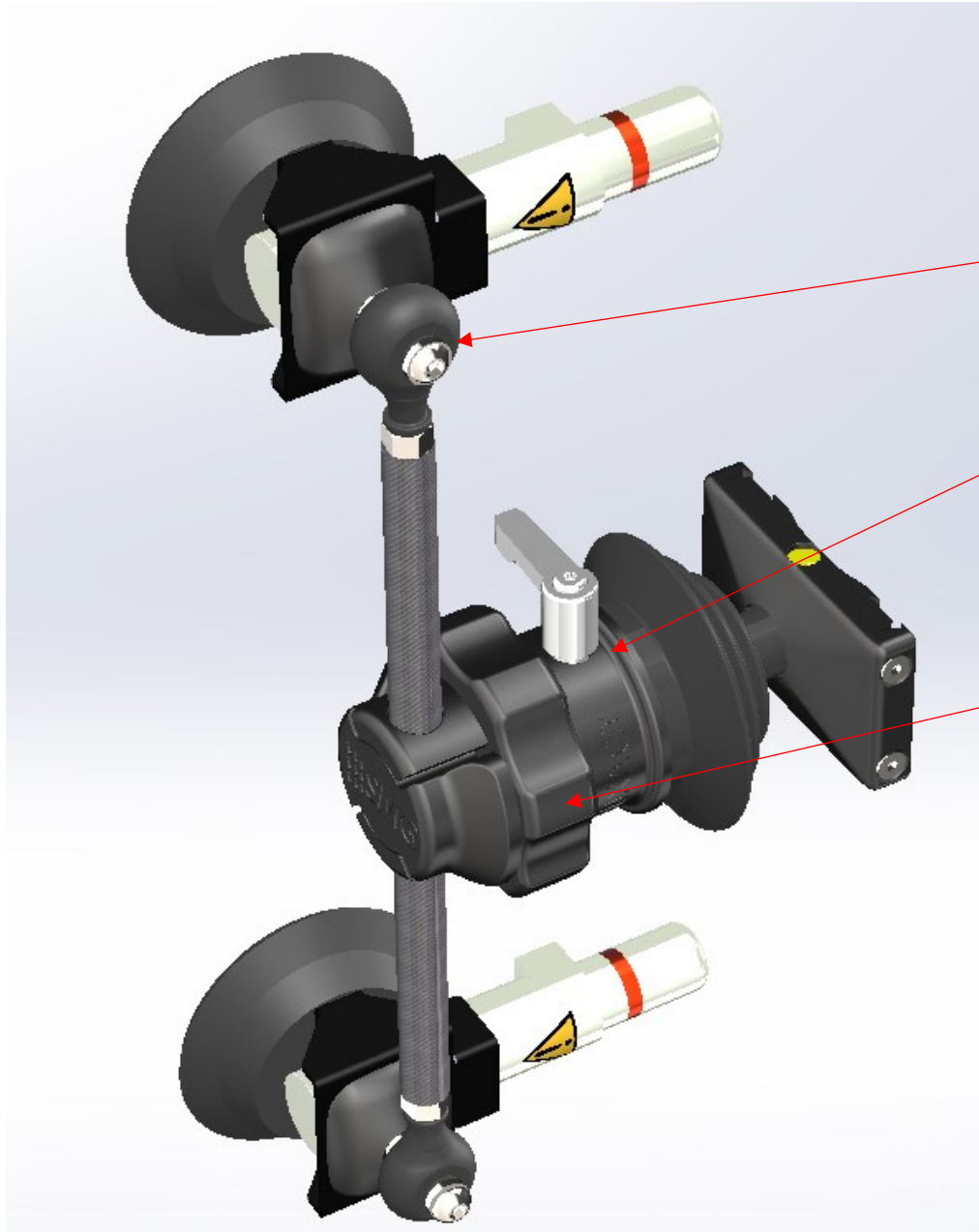
**SFX3C** (Part No. L20141): Suction cup-based mounting unit.

### Key Features & Innovations

- **Precision & Flexibility:** Equipped with a high-precision steel ball fixture, the new design allows separate height and sensor orientation adjustments for seamless customization.
- **Enhanced Stiffness:** A third lever, now mounted directly on the sensor body, adds extra stiffness and flexibility, ensuring the highest level of stability during operation.

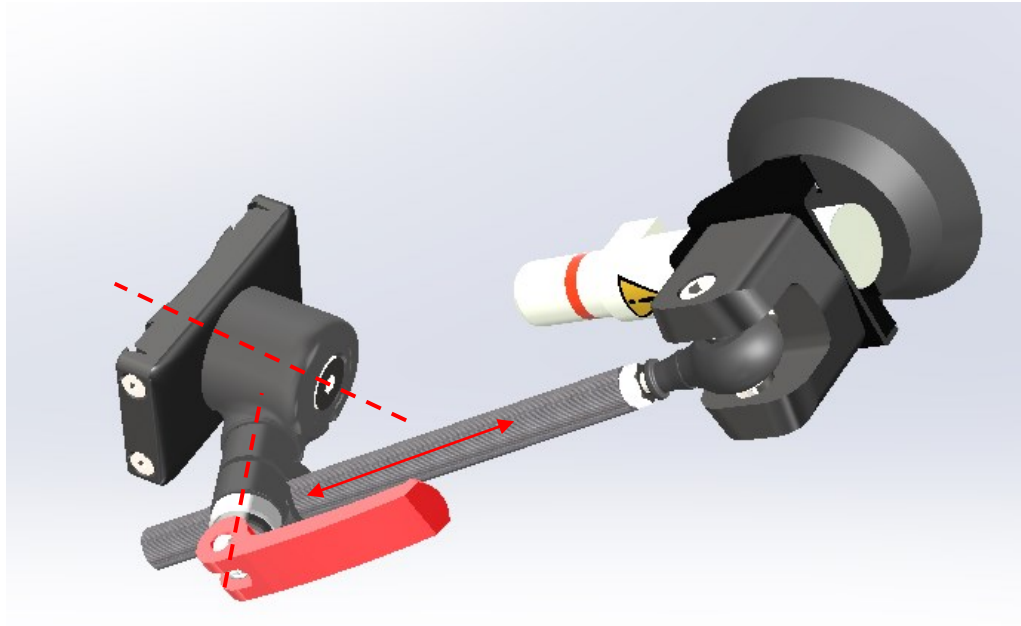


**MFX3C** (Part No. L20149): Magnetic-based mounting unit.



### Main Unit of the SFX3C / MFX3C

- **Adaptability for Curved Surfaces:** Environmentally protected rod ends with a  $\pm 5^\circ$  range allow for mounting on curved surfaces, ensuring a snug fit in all situations.
- **Precise & Stiff:** The stainless-steel ball bearing system ensures precise orientation adjustment and long-lasting durability in any weather.
- **Integrated Spirit Level:** Fine-tune your setup with the integrated spirit level for perfect levelling.
- **Easy Linear Fixation:** The large hand nut on the rod enables fast and secure adjustments with minimal effort. Adjustment range is 200 mm, with custom rod lengths available upon request.
- **Interchangeable Mounting Systems:** Easily swap between suction cups and magnets on-site. Optional replacement kits are available for added convenience.
- **Tool-Free Adjustments:** Make adjustments quickly without the need for any tools.



### Third Lever of the SFX3C / MFX3C

- **Ultimate Stability:** This lever provides three degrees of freedom and remarkable stiffness for optimum performance.
- **Multiple Axes of Rotation:** Adjust with ease along the driving direction, diagonal axes, and linear adjustment points for total flexibility around the sensor.
- **Single Clamp Control:** One eccentric clamp controls both linear adjustment and rotation, simplifying the adjustment process.
- **Customizable Rod Lengths:** Custom rod lengths are available to meet the specific needs of your installation.



### Versatile Mounting with LUXACT

The LUXACT Compact & Rail series features a circumferential dovetail guide for mounting, ensuring secure and flexible installation.

With the SFX3C/MFX3C units, you can choose the most suitable mounting position based on your specific requirements—any of the three sensor sides can be used.

*Designed for professionals who demand the highest performance, the SFX3C and MFX3C represent the pinnacle of express mounting technology, making setup easier, faster, and more reliable.*

Please contact us:

**SMG Technologie GmbH**

Phone: +49 89 99820811-0

Mail: [info@smg-tech.de](mailto:info@smg-tech.de)

Web: [www.smg-tech.de](http://www.smg-tech.de)

Address: Trimbургstr. 2, 81249 Munich, Germany